

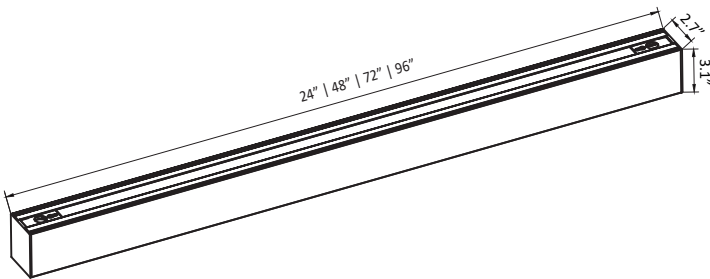
Project:		Type:	
Location:		Qty:	
Catalog No.:		Date:	
Comments:			

LED ARCHITECTURAL LINEAR FIXTURE BOLMX811CC 120-347V CCT TUNABLE

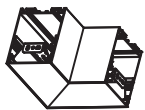
DESCRIPTION

Designed as a sleek, stylish and energy-efficient lighting for applications like: corridors, stairwells, hallways, office areas, libraries and hospitals, Blue Ocean's BOLMX811CC LED Suspension Linear Architectural series can work in 120-347VAC environment and is CCT tunable: 3500K|4000K|5000K, one fixture suiting different colour temperatur needs in different situations and in different applications. It delivers clean and clear downward light, and is engineered with superior LM-80 rated LED chips, high-efficiency driver, and thermal and lumen balanced engines, producing high lumen output and superior quality light with excellent thermal control. LEDs with high-ranked binning ensures buzz and flicker free light, colour uniformity, and accurate colour rendering. Product is 0-10V dimmable.

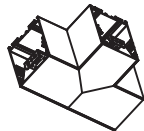
DRAWING



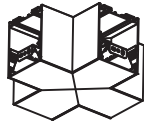
ACCESSORIES



L Shape Joint



T Shape Joint

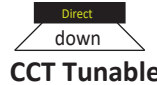


X Shape Joint

ORDERING INFORMATION

Seris No. BOLMX	Type 811CC	Lens LM=Milky	Wattage 020=20W ¹ 040=40W 060=60W 080=80W	Dimension 12=2 FT 14=4 FT 16=6 FT 18=8 FT	CCT T K K = C C T T U N A B L E : 3500K 4000K 5000K	Beam D=Downlight	Mounting Blank=Surface Mount SC=Suspension Chain WM=Wall Mount RC=Recessed Clip
---------------------------	----------------------	-------------------------	---	--	---	----------------------------	--

Note 1: 20W is only available for 2FT; 40W is only available for 4FT; Same for 60W and 80W.
Note: specification subject to change without notice



SPECIFICATION CHART

Model	BOLMX811CC
Voltage	120-347VAC
Wattage	20W 40W 60W 80W
Lumen Output	2300lm 4600lm 6900lm 9200lm
CRI	>80
PFC	>0.98
CCT	TUNABLE (3500K 4000K 5000K)
Beam Angle	120°
Dimension	24" 48" 72" 96"(L) X 2.7(W)" X 3.1"(H)
Operating Temperature	-25~40°C
Dimming	0-10V Dimmable
Mounting	Surface Suspend Wall Mount Recessed