

Project:		Type:	
Location:		Qty:	
Catalog No.:		Date:	
Comments:			

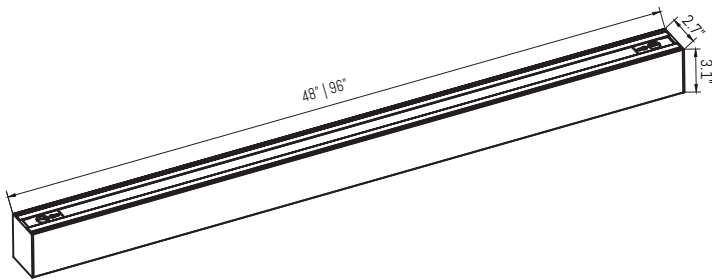
LED ARCHITECTURAL LINEAR FIXTURE BOLMX811C

DESCRIPTION

Designed as a sleek, stylish and energy-efficient lighting for applications like: corridors, stairwells, hallways, office areas, libraries and hospitals, Blue Ocean's BOLMX811 LED Suspension Linear Achitectural series delivers clean and clear upward/downward light, and is engineered with superior LM-80 rated LED chips, high-efficiency driver, and thermal and lumen balanced engines, producing high lumen output and superior quality light with excellent thermal control. LEDs with high-ranked binning ensures buzz and flicker free light, colour uniformity, and accurate colour rendering. Product is 0-10V dimmable.



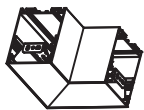
DRAWING



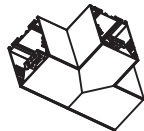
SPECIFICATION CHART

Model	BOLMX811C
Voltage	120-277VAC
Wattage	40W 80W
Replacement	4FT 2 Lamp T8 4FT 4 lamp T8
Lumen Output	4600lm 9200lm
CRI	>80
PFC	>0.98
CCT	3500K 4000K
Beam Angle	120°
Dimension	48"X3.1"X2.7" 96"X3.1"X2.7"
Operating Temperature	-25~40°C
Dimming	0-10V Dimmable
Mounting	Surface Suspend Wall Mount Recessed

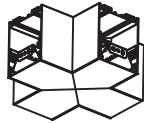
ACCESSORIES



L Shape Joint



T Shape Joint



X Shape Joint

ORDERING INFORMATION

Seris No. BOLMX	Type 811C	Lens LM=Milky	Wattage 040=40W ¹ 080=80W	Dimension 14B=4 FT 18B=8 FT	CCT 35=3500K 40=4000K	Beam D=Downlight	Mounting Blank=Surface Mount SC=Suspension Chain WM=Wall Mount RC=Recessed Clip
---------------------------	---------------------	-------------------------	---	--	------------------------------------	----------------------------	--

Note 1: 40W is only available for 4FT; 80W is only available for 8FT;
Note: specification subject to change without notice