



Project:		Type:	
Location:		Qty:	
Catalog No.:		Date:	
Comments:			



LINEAR AND SIMPLER T-Grid **LED** BOLTB Series 2' and 4'



DESCRIPTION

Designed as a revolutionary product, BOLTB T-Grid fixture is opening a new way of providing commercial general lighting solutions. The integration of T-grids and lighting modules creates an absolute harmony of the modern commercial interior design and sustainable lighting system. As an innovative lighting product to replace the generic and insipid troffer/panel lights, TB series makes your space look clean, sharp, fresh, and contemporary. Flexibility is another feature that TB series provides. With a touch of creativity, you can make big differences to your room! The luminaire is suitable for commercial and institutional environments with T-Grid ceiling systems such as Office, Classroom, Retail Shop and Public Facilities.

SPECIFICATIONS

Construction

Spilt design with LED engine and T-Grid Bracket. 0.48" thickness of LED engine.

Mounting

Fully and seamlessly integrated into standard 15/16" T-Grid system. Replace selected cross tees at where light is desired. Clips and screws provide strong holds to the luminaires and ceiling panels. Fixtures are available in 2' and 4' lengths.

Protection

Luminaires are cULus listed, damp location rated, and RoHS compliant.

Optical Performance

Featuring new generation green lighting solutions and optical grade diffuse lens, luminaires can deliver

up to 130lm/W, enlarging the lumen spread over the entire space, creating glare-free and uniform distribution of light.

Electrical

Aluminum bar heat dissipation system coupled with high quality LED chips and electrical driver to provide long-lasting service. LED engines located on bottom edge of fixture for ideal thermal control. LED engines are 10W for 2' and 20W for 4'. Driver is designed to be 0-10V dimmable. Each fixture kit include three LED engines with T-Grid brackets and one driver unit connect with RJ45 connector.

Warranty

Five-year warranty.



Model	BOLTB2 TB4
Voltage	120-277VAC 50/60Hz
Wattage	10W ¹ 20W ¹
Luminous Efficacy	130lm/W
CRI	>80
Driver	1 For 3 ²
PFC	>0.90
CCT	3500K 4000K 5000K
Light Distribution	120°
Dimming	0-10V Dimming
Signal Current	<2mA

Notes:

1 2' LED engine is 10W, 4' LED engine is 20W.

2 All lights come in as kits. Each kit includes 1pc of driver and 3pcs of LED engines.

ORDERING INFORMATION

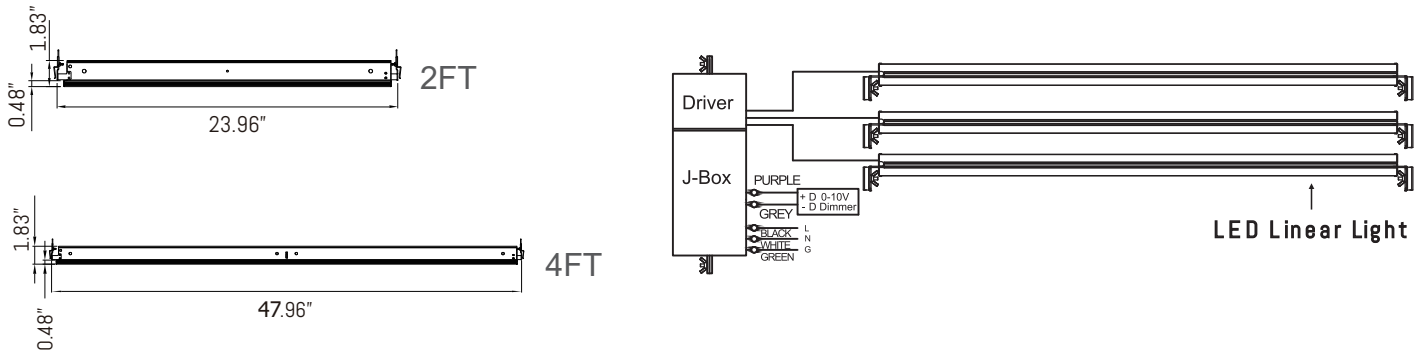
Example: BOLTBM35E

Series BOLTB	Size 2=2' 4=4'	Dimming D=0-10V Dimming	Wattage M=10W/20W ¹	Colour Temperature 35=3500K 40=4000K 50=5000K	CRI E=80 CRI
------------------------	-----------------------------	-----------------------------------	--	---	------------------------

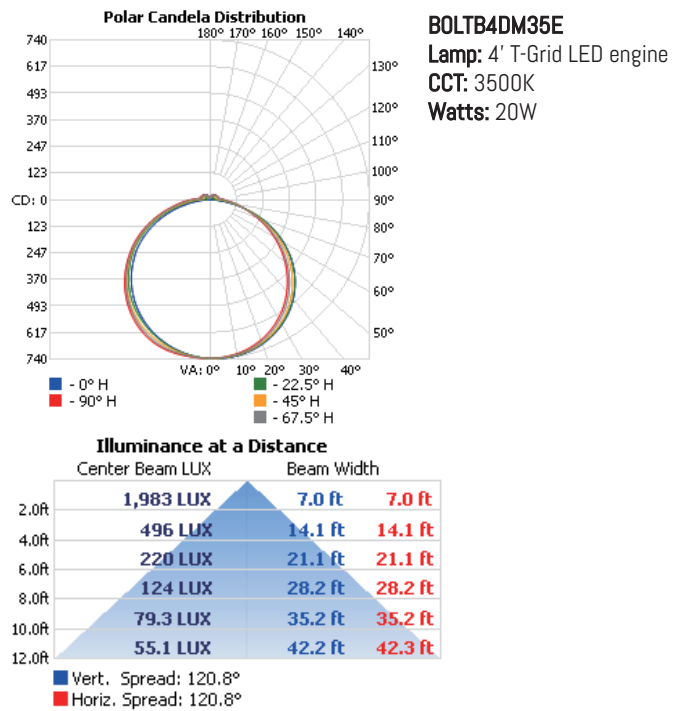
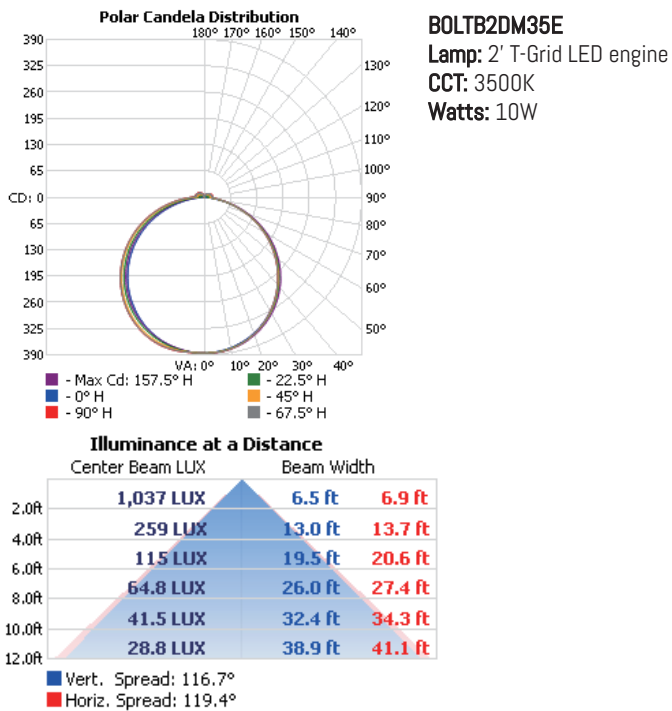
Notes:

1 2' LED engine is 10W, 4' LED engine is 20W. All lights come in as kits. Each kit includes 1pc of driver and 3pcs of LED engines.

DIMENSION



PHOTOMETRIC DATA



1622 Boundary Road, Burnaby, BC, Canada V5K 4V4

1.866.695.8966

